



अमृत महा आवास अभियान २०२२-२३

दैनिक प्रगती अहवाल : १२.०४.२०२३

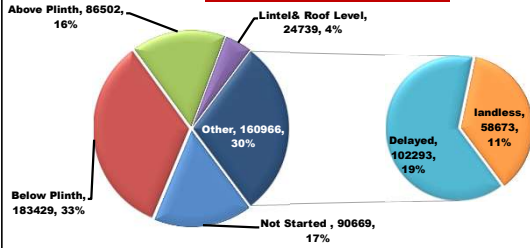
प्रधानमंत्री आवास योजना ग्रामीण – मंजूरी, पूर्ण घरकुले, हप्ते वितरण
राज्य पुरस्कृत ग्रामीण आवास योजना – मंजूरी, पूर्ण घरकुले, हप्ते वितरण

योजना	एकूण मंजूरी	दैनिक मंजूरी	एकूण पूर्ण	दैनिक पूर्ण घरकुले	दैनिक पहिला हप्ता वितरित	दैनिक दुसरा हप्ता वितरित	दैनिक तिसरा हप्ता वितरित
प्रधानमंत्री आवास योजना ग्रामीण	१४११४९२	११	१०२६५९६	११५१	०	०	०
राज्य योजना	५५०३९८	३७९	३९९९२९	४०९	८११	१०५४	९७५
एकूण	१९६१८९०	३९०	१४२६५२५	१५६०	८११	१०५४	९७५

PMAY-G Completion Progress Bar

72.7%

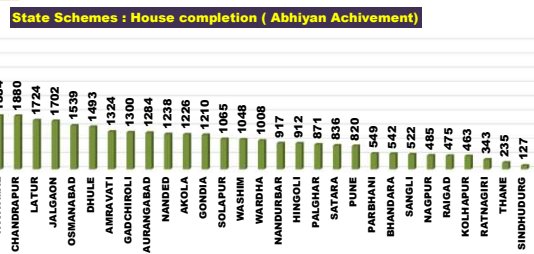
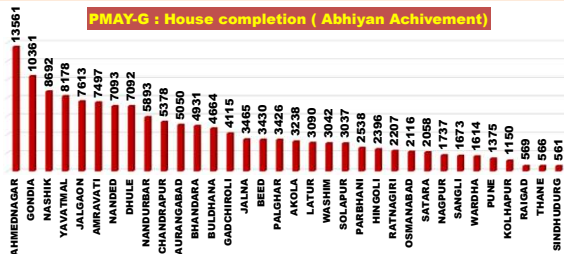
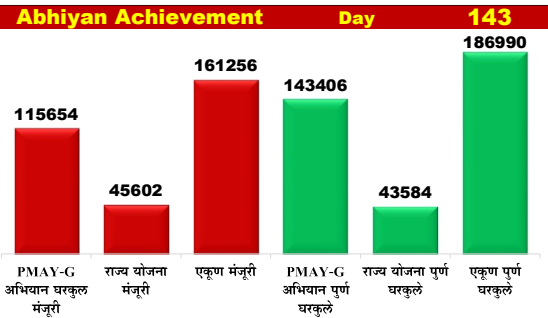
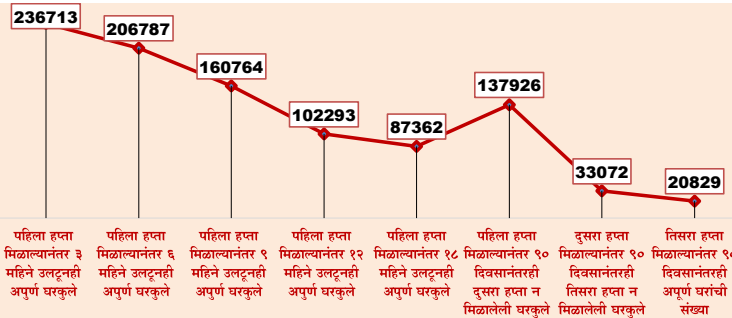
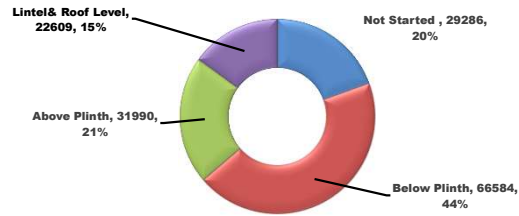
PMAY-G: Incomplete Houses bifurcation



State Schemes Progress Bar

72.7%

State Schemes: Incomplete Houses bifurcation

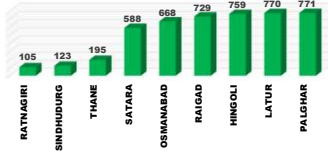


राज्य व्यवस्थापन कक्ष- ग्रामीण गृहनिर्माण

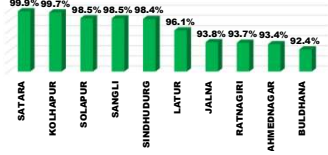
४ था मजला, दक्षिण कक्ष, सिडको भवन, सीबीडी बेलापूर, नवी मुंबई - ४०० ६१४.

Top and Bottom Ten Districts

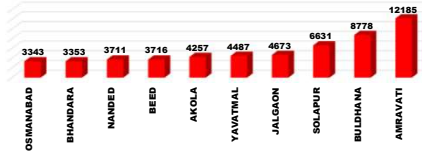
PMAY-G Delayed Houses TOP 10 Dist.



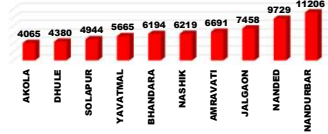
State Schemes Sanction TOP 10 Dist.



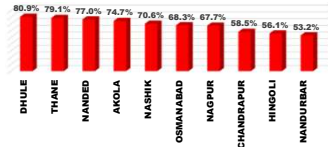
PMAY-G Remaining 1st Installments Bottom 10 Dist



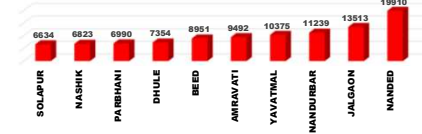
PMAY-G Delayed Houses Bottom 10 Dist.



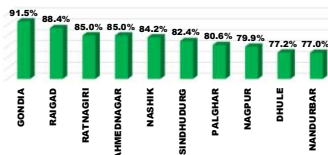
State Schemes Sanction Bottom 10 Dist.



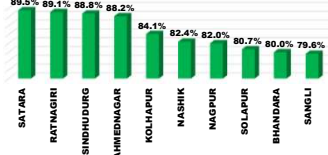
PMAY-G Remaining 2nd Installments Bottom 10 Dist



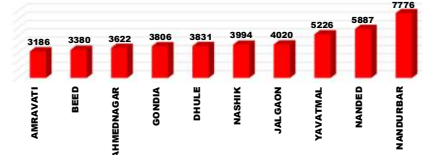
PMAY-G Completion TOP 10 Dist.



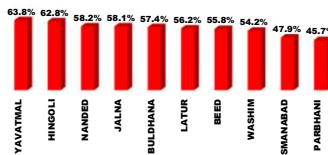
State Schemes Completion TOP 10 Dist.



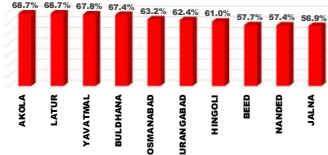
PMAY-G Remaining 3rd Installments Bottom 10 Dist



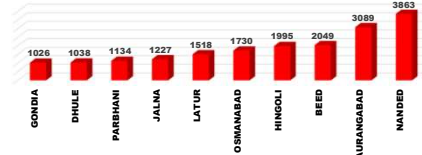
PMAY-G Completion Bottom 10 Dist.



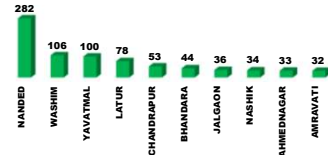
State Schemes Completion Bottom 10 Dist.



State Schemes Remaining 1st Installments Bottom 10 Dist



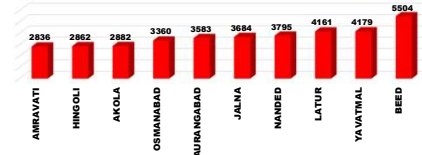
PMAY-G Daily Completion Top 10 Dist.



State Schemes Daily Completion Top 10 Dist.



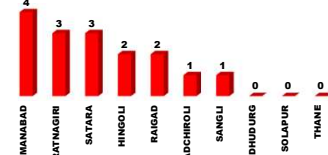
State Schemes Remaining 2nd Installments Bottom 10 Dist



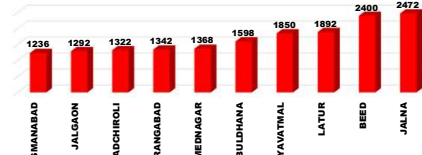
PMAY-G Daily Completion Bottom 10 Dist.



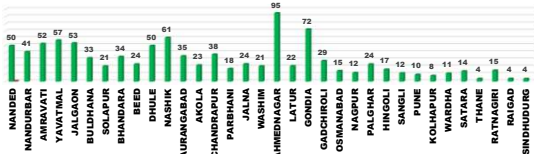
State Schemes Daily Completion Bottom 10 Dist.



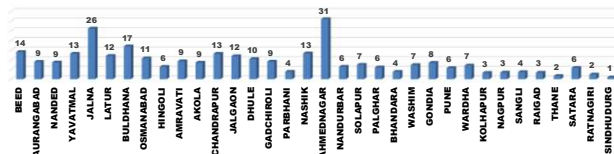
State Schemes Remaining 3rd Installments Bottom 10 Dist



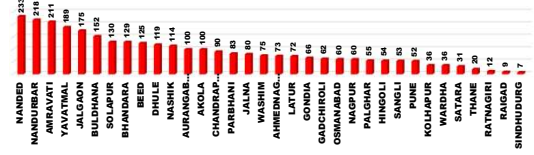
PMAY-G : Current Pace of Completion Per Day (Abhiyan)



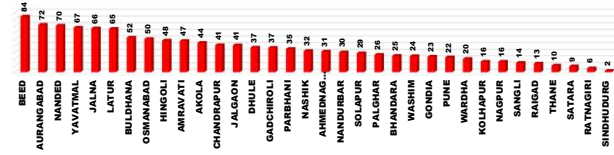
State Schemes : Current Pace of Completion Per Day (Abhiyan)



PMAY-G Required Pace of Completion Per Day



State Schemes Required Pace of Completion Per Day



प्रधानमंत्री आवास योजना ग्रामीण - मंजूरी (PWL+Awaas Plus)

Sr. No.	Division	Target (PWL+Awaas Plus)	11.04.2023	12.04.2023	Daily Achievement	Remaining
1	PUNE DIV.	125188	124554	124515	4	673
2	AMRAVATI DIV.	274992	274544	274523	3	469
3	AURANGABAD DIV.	238109	237510	237511	2	598
4	NAGPUR DIV.	292181	291587	291589	2	592
5	NASHIK DIV.	414649	413720	413715	0	934
6	KONKAN DIV.	69712	69639	69639	0	73
Total		1414831	1411554	1411492	11	3339

Sr. No.	District	Target (PWL+Awaas Plus)	11.04.2023	12.04.2023	Daily Achievement	Remaining
1	SATARA	15366	15359	15363	4	3
2	WASHIM	20409	20394	20397	3	12
3	GADCHIROLI	31681	31604	31606	2	75
4	PARBHANI	19097	19058	19060	2	37
5	AKOLA	48797	48778	48778	0	19
6	AMRAVATI	95659	95453	95453	0	206
7	AURANGABAD	36795	36661	36661	0	134
8	BEED	35310	35254	35254	0	56
9	BHANDARA	65120	65100	65100	0	20
10	BULDHANA	44765	44726	44726	0	39
11	CHANDRAPUR	43125	43020	43020	0	105
12	DHULE	64954	64903	64903	0	51
13	GONDIA	96489	96141	96141	0	348
14	HINGOLI	18108	18083	18083	0	25
15	JALGAON	79751	79426	79426	0	325
16	JALNA	24039	24033	24033	0	6
17	KOLHAPUR	17685	17685	17685	0	0
18	LATUR	20708	20564	20564	0	144
19	NAGPUR	37121	37101	37101	0	20
20	NANDED	69546	69474	69474	0	72
21	NANDURBAR	119440	118935	118935	0	505
22	NASHIK	89710	89695	89695	0	15
23	PALGHAR	35233	35183	35183	0	50
24	PUNE	20544	20531	20531	0	13
25	RAIGAD	9831	9822	9822	0	9
26	RATNAGIRI	9900	9893	9893	0	7
27	SANGLI	21995	21780	21780	0	215
28	SINDHUDURG	5142	5142	5142	0	0
29	THANE	9606	9599	9599	0	7
30	WARDHA	18645	18621	18621	0	24
31	OSMANABAD	14506	14383	14382	-1	124
32	AHMEDNAGAR	60794	60761	60756	-5	38
33	YAVATMAL	65362	65193	65169	-24	193
34	SOLAPUR	49598	49199	49156	-43	442
Total		1414831	1411554	1411492	11	3339

Remaining Sanction RANK

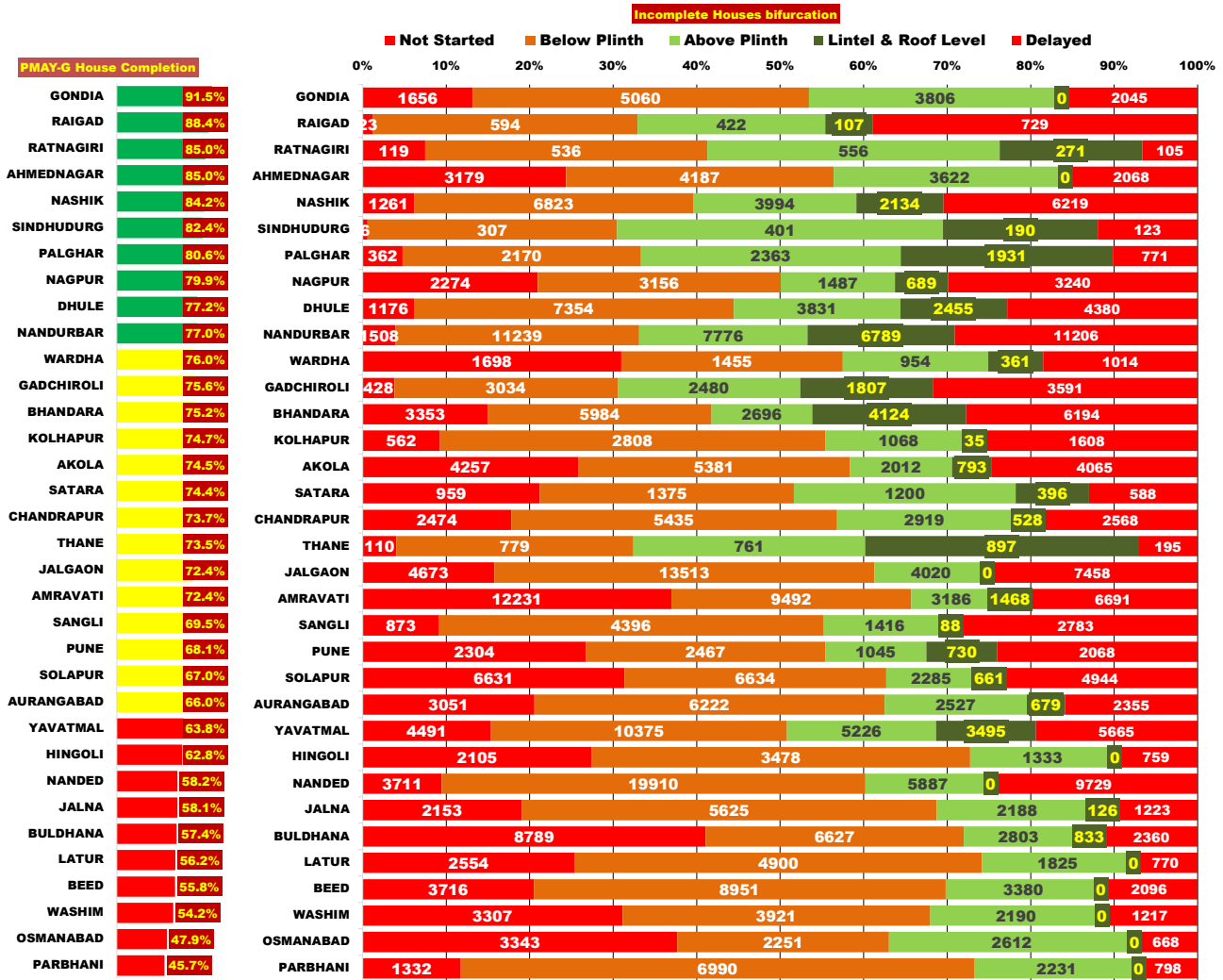
KOLHAPUR	0
SINDHUDURG	0
SATARA	3
JALNA	6
RATNAGIRI	7
THANE	7
RAIGAD	9
WASHIM	12
PUNE	13
NASHIK	15
AKOLA	19
BHANDARA	20
NAGPUR	20
WARDHA	24
HINGOLI	25
PARBHANI	37
AHMEDNAGAR	38
BULDHANA	39
PALGHAR	50
DHULE	51
BEED	56
NANDED	72
GADCHIROLI	75
CHANDRAPUR	105
OSMANABAD	124
AURANGABAD	134
LATUR	144
YAVATMAL	193
AMRAVATI	206
SANGLI	215
JALGAON	325
GONDIA	348
SOLAPUR	442
NANDURBAR	505

प्रधानमंत्री आवास योजना - ग्रामीण : भूमिहीन लाभार्थी अहवाल

Sr. No.	District	Google Sheet Report			AwaasSoft Report			
		Total Landless	Provided land	Remaining	Landless beneficiaries tagged in AwaasSoft	Landless beneficiaries provided land	Remaining Landless	Remaining Tag
1	DHULE	18	18	0	18	18	0	0
2	GADCHIROLI	8	8	0	8	8	0	0
3	NANDURBAR	0	0	0	0	0	0	0
4	PALGHAR	11	11	0	11	11	0	0
5	RAIGAD	6	6	0	6	6	0	0
6	RATNAGIRI	23	23	0	23	23	0	0
7	SINDHUDURG	420	420	0	420	420	0	0
8	KOLHAPUR	257	257	0	257	224	33	0
9	THANE	127	74	53	127	43	84	0
10	NANDED	362	277	85	362	242	120	0
11	BEED	212	101	111	212	72	140	0
12	SANGLI	437	143	294	431	141	290	6
13	PARBHANI	332	15	317	332	13	319	0
14	SATARA	1311	582	729	1311	631	680	0
15	NASHIK	1642	1454	188	1642	715	927	0
16	HINGOLI	1713	787	926	1713	466	1247	0
17	JALNA	1413	165	1248	1413	85	1328	0
18	WARDHA	2819	1284	1535	2819	1216	1603	0
19	GONDIA	2450	2450	0	2450	765	1685	0
20	NAGPUR	5134	3397	1737	5089	3400	1689	45
21	CHANDRAPUR	2791	1463	1328	2755	968	1787	36
22	PUNE	2925	992	1933	2925	885	2040	0
23	LATUR	2341	13	2328	2341	5	2336	0
24	OSMANABAD	2470	104	2366	2470	56	2414	0
25	YAVATMAL	3589	1144	2445	3579	1094	2485	10
26	BHANDARA	5825	3230	2595	5825	3213	2612	0
27	WASHIM	3477	865	2612	3477	850	2627	0
28	AURANGABAD	3328	1779	1549	3328	288	3040	0
29	AKOLA	7074	3842	3232	7074	3844	3230	0
30	AHMEDNAGAR	7762	4828	2934	7757	3286	4471	5
31	JALGAON	22889	20580	2309	22622	16486	6136	267
32	SOLAPUR	7960	2595	5365	7864	793	7071	96
33	BULDHANA	15256	8455	6801	15256	6953	8303	0
34	AMRAVATI	21560	11238	10322	21560	339	21221	0
	Total	127942	72600	55342	127477	47559	79918	465

प्रधानमंत्री आवास योजना ग्रामीण - पूर्ण घरकूले

Sr. No.	Division	Sanction	11.04.2023	12.04.2023	Daily Achievement	Remaining	Avg. Completed Per Day From 20.11.22 to Today	To be Completed in Per Day till 15.08.23
1	AURANGABAD DIV.	237511	136295	136739	444	100772	204	806
2	AMRAVATI DIV.	274523	183511	183776	265	90747	186	726
3	NAGPUR DIV.	291589	236089	236264	175	55325	197	443
4	NASHIK DIV.	413715	326209	326365	156	87350	300	699
5	PUNE DIV.	124515	86645	86715	70	37800	65	302
6	KONKAN DIV.	69639	56696	56737	41	12902	51	103
Total		1411492	1025445	1026596	1151	384896	1003	3079



प्रधानमंत्री आवास योजना ग्रामीण - पूर्ण घरकूले

Sr. No.	District	Sanction	11.04.2023	12.04.2023	Daily_Achievement	Remaining	Avg. Completed Per Day From 20.11.22 to Today	To be Completed in Per Day till 15.06.23
1	NANDED	69474	40121	40403	282	29071	50	233
2	WASHIM	20397	10942	11048	106	9349	21	75
3	YAVATMAL	65169	41486	41586	100	23583	57	189
4	LATUR	20564	11486	11564	78	9000	22	72
5	CHANDRAPUR	43020	31664	31717	53	11303	38	90
6	BHANDARA	65100	48899	48943	44	16157	34	129
7	JALGAON	79426	57495	57531	36	21895	53	175
8	NASHIK	89695	75449	75483	34	14212	61	114
9	AHMEDNAGAR	60756	51608	51641	33	9115	95	73
10	AMRAVATI	95453	69090	69122	32	26331	52	211
11	NAGPUR	37101	29598	29630	32	7471	12	60
12	JALNA	24033	13941	13971	30	10062	24	80
13	NANDURBAR	118935	91593	91623	30	27312	41	218
14	SATARA	15363	11403	11433	30	3930	14	31
15	GADCHIROLI	31606	23856	23882	26	7724	29	62
16	DHULE	64903	50064	50087	23	14816	50	119
17	PARBHANI	19060	8689	8711	22	10349	18	83
18	PALGHAR	35183	28338	28357	19	6826	24	55
19	PUNE	20531	13966	13985	19	6546	10	52
20	BULDHANA	44726	25668	25685	17	19041	33	152
21	RATNAGIRI	9893	8394	8411	17	1482	15	12
22	GONDIA	96141	87926	87939	13	8202	72	66
23	KOLHAPUR	17685	13199	13212	13	4473	8	36
24	AURANGABAD	36661	24170	24182	12	12479	35	100
25	AKOLA	48778	36325	36335	10	12443	23	100
26	HINGOLI	18083	11346	11354	8	6729	17	54
27	SANGLI	21780	15132	15140	8	6640	12	53
28	BEED	35254	19651	19658	7	15596	24	125
29	WARDHA	18621	14146	14153	7	4468	11	36
30	OSMANABAD	14382	6891	6896	5	7486	15	60
31	RAIGAD	9822	8677	8679	2	1143	4	9
32	THANE	9599	7050	7052	2	2547	4	20
33	SINDHUDURG	5142	4237	4238	1	904	4	7
34	SOLAPUR	49156	32945	32945	0	16211	21	130
Total		1411492	1025445	1026596	1151	384896	1003	3079

राज्यपुरस्कृत आवास योजना ग्रामीण - मंजूरी

Sr. No.	Division	Target	11.04.2023	12.04.2023	Daily_Achievement	Remaining
1	NAGPUR DIV.	118393	88874	89142	268	29251
2	NASHIK DIV.	141360	109822	109875	53	31485
3	AURANGABAD DIV.	199331	164334	164369	35	34962
4	PUNE DIV.	65334	62969	62985	16	2349
5	AMRAVATI DIV.	109702	93473	93480	7	16222
6	KONKAN DIV.	34729	30553	30547	0	4182
Total		668849	550025	550398	379	118451

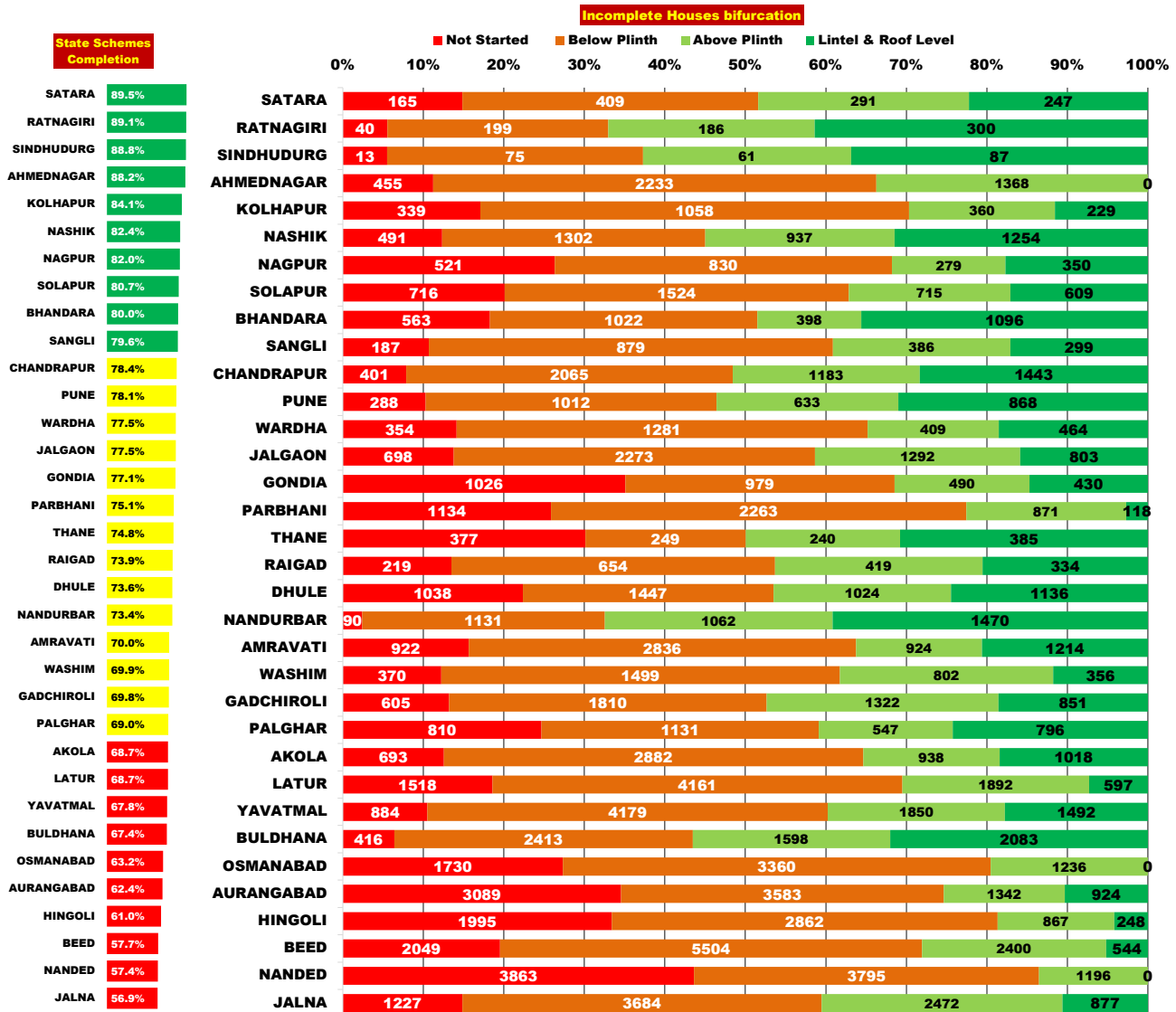
Sr. No.	District	Target	11.04.2023	12.04.2023	Daily_Achievement	Remaining
1	CHANDRAPUR	40285	23416	23577	161	16708
2	GONDIA	14246	12678	12785	107	1461
3	NASHIK	32035	22570	22607	37	9428
4	PARBHANI	19784	17565	17583	18	2201
5	SATARA	10647	10623	10639	16	8
6	DHULE	21790	17613	17627	14	4163
7	JALNA	20446	19172	19181	9	1265
8	LATUR	27171	26116	26122	6	1049
9	AKOLA	23681	17687	17691	4	5990
10	AMRAVATI	23224	19678	19681	3	3543
11	AHMEDNAGAR	35298	32971	32973	2	2325
12	BEED	26878	24794	24796	2	2082
13	AURANGABAD	26141	23795	23795	0	2346
14	BHANDARA	17590	15392	15392	0	2198
15	BULDHANA	21616	19967	19967	0	1649
16	GADCHIROLI	16834	15197	15197	0	1637
17	HINGOLI	27298	15306	15306	0	11992
18	JALGAON	25659	22533	22533	0	3126
19	KOLHAPUR	12565	12528	12528	0	37
20	NAGPUR	16291	11021	11021	0	5270
21	NANDED	26760	20607	20607	0	6153
22	NANDURBAR	26578	14135	14135	0	12443
23	OSMANABAD	24853	16979	16979	0	7874
24	PALGHAR	11792	10585	10585	0	1207
25	PUNE	14672	12770	12770	0	1902
26	RAIGAD	7406	6221	6221	0	1185
27	RATNAGIRI	7126	6677	6677	0	449
28	SANGLI	8732	8603	8603	0	129
29	SINDHUDURG	2141	2107	2107	0	34
30	SOLAPUR	18718	18445	18445	0	273
31	WARDHA	13147	11170	11170	0	1977
32	WASHIM	11500	10054	10054	0	1446
33	YAVATMAL	29681	26087	26087	0	3594
34	THANE	6264	4963	4957	-6	1307
Total		668849	550025	550398	379	118451

Remaining Sanction RANK

SATARA	8
SINDHUDURG	34
KOLHAPUR	37
SANGLI	129
SOLAPUR	273
RATNAGIRI	449
LATUR	1049
RAIGAD	1185
PALGHAR	1207
JALNA	1265
THANE	1307
WASHIM	1446
GONDIA	1461
GADCHIROLI	1637
BULDHANA	1649
PUNE	1902
WARDHA	1977
BEED	2082
BHANDARA	2198
PARBHANI	2201
AHMEDNAGAR	2325
AURANGABAD	2346
JALGAON	3126
AMRAVATI	3543
YAVATMAL	3594
DHULE	4163
NAGPUR	5270
AKOLA	5990
NANDED	6153
OSMANABAD	7874
NASHIK	9428
HINGOLI	11992
NANDURBAR	12443
CHANDRAPUR	16708

राज्यपुरस्कृत आवास योजना ग्रामीण - पूर्ण घरकूले

Sr. No.	Division	Sanction	11.04.2023	12.04.2023	Daily Achievement	Remaining	Avg. Completed Per Day From 20.11.22 to Today	To be Completed in Per Day till 15.06.23
1	AURANGABAD DIV.	164369	102986	103120	134	61249	91	490
2	AMRAVATI DIV.	93480	63992	64111	119	29369	55	235
3	NAGPUR DIV.	89142	68914	68970	56	20172	45	161
4	NASHIK DIV.	109875	88482	88532	50	21343	73	171
5	PUNE DIV.	62985	51736	51771	35	11214	26	90
6	KONKAN DIV.	30547	23410	23425	15	7122	14	57
Total		550398	399520	399929	409	150469	305	1204



राज्यपुरस्कृत आवास योजना ग्रामीण - पूर्ण घरकूले

Sr. No.	District	Sanction	11.04.2023	12.04.2023	Daily_Achievement	Remaining	Avg. Completed Per Day From 20.11.22 to Today	To be Completed in Per Day till 15.08.23
1	JALNA	19181	10873	10921	48	8260	26	66
2	WASHIM	10054	6985	7027	42	3027	7	24
3	LATUR	26122	17918	17954	36	8168	12	65
4	BULDHANA	19967	13427	13457	30	6510	17	52
5	YAVATMAL	26087	17657	17682	25	8405	13	67
6	PUNE	12770	9945	9969	24	2801	6	22
7	NANDED	20607	11805	11827	22	8780	9	70
8	GONDIA	12785	9839	9860	21	2925	8	23
9	AMRAVATI	19681	13771	13785	14	5896	9	47
10	DHULE	17627	12968	12982	14	4645	10	37
11	JALGAON	22533	17453	17467	14	5066	12	41
12	AHMEDNAGAR	32973	29065	29078	13	3895	31	31
13	CHANDRAPUR	23577	18472	18485	13	5092	13	41
14	AURANGABAD	23795	14846	14857	11	8938	9	72
15	WARDHA	11170	8651	8662	11	2508	7	20
16	PALGHAR	10585	7291	7301	10	3284	6	26
17	AKOLA	17691	12152	12160	8	5531	9	44
18	KOLHAPUR	12528	10535	10542	7	1986	3	16
19	BEED	24796	14293	14299	6	10497	14	84
20	NAGPUR	11021	9035	9041	6	1980	3	16
21	NASHIK	22607	18618	18623	5	3984	13	32
22	PARBHANI	17583	13192	13197	5	4386	4	35
23	BHANDARA	15392	12309	12313	4	3079	4	25
24	NANDURBAR	14135	10378	10382	4	3753	6	30
25	OSMANABAD	16979	10727	10731	4	6248	11	50
26	RATNAGIRI	6677	5949	5952	3	725	2	6
27	SATARA	10639	9524	9527	3	1112	6	9
28	HINGOLI	15306	9332	9334	2	5972	6	48
29	RAIGAD	6221	4593	4595	2	1626	3	13
30	GADCHIROLI	15197	10608	10609	1	4588	9	37
31	SANGLI	8603	6851	6852	1	1751	4	14
32	SINDHUDURG	2107	1871	1871	0	236	1	2
33	SOLAPUR	18445	14881	14881	0	3564	7	29
34	THANE	4957	3706	3706	0	1251	2	10
	Total	550398	399520	399929	409	150469	305	1204

प्रधानमंत्री आवास योजना ग्रामीण - हफ्ते वितरण

Sr. No.	Division	1st Installment (Daily Achivement)	1st Installment Remaining	2nd Installment (Daily Achivement)	2nd Installment Remaining	3rd Installment (Daily Achivement)	3rd Installment Remaining
1	NASHIK DIV.	0	11797	0	43116	0	23243
2	AMRAVATI DIV.	0	33011	0	35796	0	15417
3	AURANGABAD DIV.	0	21935	0	58327	0	21983
4	NAGPUR DIV.	0	11670	0	24124	0	14342
5	KONKAN DIV.	0	617	0	4386	0	4503
6	PUNE DIV.	0	11196	0	17680	0	7014
	Total	0	90226	0	183429	0	86502

PMAY-G 1st Ins Pending

SINDHUDURG	6
RAIGAD	20
THANE	110
RATNAGIRI	119
PALGHAR	362
GADCHIROLI	403
KOLHAPUR	562
SANGLI	740
SATARA	959
DHULE	1176
NASHIK	1261
PARBHANI	1332
NANDURBAR	1508
GONDIA	1656
WARDHA	1698
HINGOLI	2105
JALNA	2123
NAGPUR	2139
PUNE	2304
CHANDRAPUR	2421
LATUR	2554
AURANGABAD	3051
AHMEDNAGAR	3179
WASHIM	3304
OSMANABAD	3343
BHANDARA	3353
NANDED	3711
BEED	3716
AKOLA	4257
YAVATMAL	4487
JALGAON	4673
SOLAPUR	6631
BULDHANA	8778
AMRAVATI	12185

PMAY-G 2nd Ins Pending

SINDHUDURG	307
RATNAGIRI	536
RAIGAD	594
THANE	779
SATARA	1375
WARDHA	1455
PALGHAR	2170
OSMANABAD	2251
PUNE	2467
KOLHAPUR	2808
GADCHIROLI	3034
NAGPUR	3156
HINGOLI	3478
WASHIM	3921
AHMEDNAGAR	4187
SANGLI	4396
LATUR	4900
GONDIA	5060
AKOLA	5381
CHANDRAPUR	5435
JALNA	5625
BHANDARA	5984
AURANGABAD	6222
BULDHANA	6627
SOLAPUR	6634
NASHIK	6823
PARBHANI	6990
DHULE	7354
BEED	8951
AMRAVATI	9492
YAVATMAL	10375
NANDURBAR	11239
JALGAON	13513
NANDED	19910

PMAY-G 3rd Ins Pending

SINDHUDURG	401
RAIGAD	422
RATNAGIRI	556
THANE	761
WARDHA	954
PUNE	1045
KOLHAPUR	1068
SATARA	1200
HINGOLI	1333
SANGLI	1416
NAGPUR	1487
LATUR	1825
AKOLA	2012
JALNA	2188
WASHIM	2190
PARBHANI	2231
SOLAPUR	2285
PALGHAR	2363
GADCHIROLI	2480
AURANGABAD	2527
OSMANABAD	2612
BHANDARA	2696
BULDHANA	2803
CHANDRAPUR	2919
AMRAVATI	3186
BEED	3380
AHMEDNAGAR	3622
GONDIA	3806
DHULE	3831
NASHIK	3994
JALGAON	4020
YAVATMAL	5226
NANDED	5887
NANDURBAR	7776

प्रधानमंत्री आवास योजना ग्रामीण - हप्ते वितरण

Sr. No.	District	1st Installment (Daily Achivement)	1st Installment Remaining	2nd Installment (Daily Achivement)	2nd Installment Remaining	3rd Installment (Daily Achivement)	3rd Installment Remaining
1	AHMEDNAGAR	0	3179	0	4187	0	3622
2	AKOLA	0	4257	0	5381	0	2012
3	AMRAVATI	0	12185	0	9492	0	3186
4	AURANGABAD	0	3051	0	6222	0	2527
5	BEED	0	3716	0	8951	0	3380
6	BHANDARA	0	3353	0	5984	0	2696
7	CHANDRAPUR	0	2421	0	5435	0	2919
8	DHULE	0	1176	0	7354	0	3831
9	GADCHIROLI	0	403	0	3034	0	2480
10	GONDIA	0	1656	0	5060	0	3806
11	HINGOLI	0	2105	0	3478	0	1333
12	JALGAON	0	4673	0	13513	0	4020
13	JALNA	0	2123	0	5625	0	2188
14	KOLHAPUR	0	562	0	2808	0	1068
15	LATUR	0	2554	0	4900	0	1825
16	NAGPUR	0	2139	0	3156	0	1487
17	NANDED	0	3711	0	19910	0	5887
18	NANDURBAR	0	1508	0	11239	0	7776
19	NASHIK	0	1261	0	6823	0	3994
20	OSMANABAD	0	3343	0	2251	0	2612
21	PALGHAR	0	362	0	2170	0	2363
22	PARBHANI	0	1332	0	6990	0	2231
23	PUNE	0	2304	0	2467	0	1045
24	RAIGAD	0	20	0	594	0	422
25	RATNAGIRI	0	119	0	536	0	556
26	SANGLI	0	740	0	4396	0	1416
27	SATARA	0	959	0	1375	0	1200
28	SINDHUDURG	0	6	0	307	0	401
29	SOLAPUR	0	6631	0	6634	0	2285
30	THANE	0	110	0	779	0	761
31	WARDHA	0	1698	0	1455	0	954
32	WASHIM	0	3304	0	3921	0	2190
33	YAVATMAL	0	4487	0	10375	0	5226
34	BULDHANA	-3	8778	0	6627	0	2803
	Total	0	90226	0	183429	0	86502

राज्यपुरस्कृत आवास योजना ग्रामीण - हप्ते वितरण

Sr. No.	Division	1st Installment (Daily Achivement)	1st Installment Remaining	2nd Installment (Daily Achivement)	2nd Installment Remaining	3rd Installment (Daily Achivement)	3rd Installment Remaining
1	AURANGABAD DIV.	540	16605	584	29212	471	12276
2	AMRAVATI DIV.	183	3285	213	13809	197	6112
3	NASHIK DIV.	53	2772	129	8386	140	5683
4	NAGPUR DIV.	27	3470	53	7987	77	4081
5	PUNE DIV.	6	1695	62	4882	63	2385
6	KONKAN DIV.	2	1459	13	2308	27	1453
Total		811	29286	1054	66584	975	31990

State Schemes 1st Ins Pending

SINDHUDURG	13
RATNAGIRI	40
NANDURBAR	90
SATARA	165
SANGLI	187
RAIGAD	219
PUNE	288
KOLHAPUR	339
WARDHA	354
WASHIM	370
THANE	377
CHANDRAPUR	401
BULDHANA	416
AHMEDNAGAR	455
NASHIK	491
NAGPUR	521
BHANDARA	563
GADCHIROLI	605
AKOLA	693
JALGAON	698
SOLAPUR	716
PALGHAR	810
YAVATMAL	884
AMRAVATI	922
GONDIA	1026
DHULE	1038
PARBHANI	1134
JALNA	1227
LATUR	1518
OSMANABAD	1730
HINGOLI	1995
BEED	2049
AURANGABAD	3089
NANDED	3863

State Schemes 2nd Ins Pending

SINDHUDURG	75
RATNAGIRI	199
THANE	249
SATARA	409
RAIGAD	654
NAGPUR	830
SANGLI	879
GONDIA	979
PUNE	1012
BHANDARA	1022
KOLHAPUR	1058
PALGHAR	1131
NANDURBAR	1131
WARDHA	1281
NASHIK	1302
DHULE	1447
WASHIM	1499
SOLAPUR	1524
GADCHIROLI	1810
CHANDRAPUR	2065
AHMEDNAGAR	2233
PARBHANI	2263
JALGAON	2273
BULDHANA	2413
AMRAVATI	2836
HINGOLI	2862
AKOLA	2882
OSMANABAD	3360
AURANGABAD	3583
JALNA	3684
NANDED	3795
LATUR	4161
YAVATMAL	4179
BEED	5504

State Schemes 3rd Ins Pending

SINDHUDURG	61
RATNAGIRI	186
THANE	240
NAGPUR	279
SATARA	291
KOLHAPUR	360
SANGLI	386
BHANDARA	398
WARDHA	409
RAIGAD	419
GONDIA	490
PALGHAR	547
PUNE	633
SOLAPUR	715
WASHIM	802
HINGOLI	867
PARBHANI	871
AMRAVATI	924
NASHIK	937
AKOLA	938
DHULE	1024
NANDURBAR	1062
CHANDRAPUR	1183
NANDED	1196
OSMANABAD	1236
JALGAON	1292
GADCHIROLI	1322
AURANGABAD	1342
AHMEDNAGAR	1368
BULDHANA	1598
YAVATMAL	1850
LATUR	1892
BEED	2400
JALNA	2472

राज्यपुरस्कृत आवास योजना ग्रामीण -हप्ते वितरण

Sr. No.	District	1st Installment (Daily Achievement)	1st Installment Remaining	2nd Installment (Daily Achievement)	2nd Installment Remaining	3rd Installment (Daily Achievement)	3rd Installment Remaining
1	AURANGABAD	116	3089	126	3583	78	1342
2	BEED	45	2049	167	5504	100	2400
3	LATUR	42	1518	104	4161	109	1892
4	AMRAVATI	163	922	45	2836	46	924
5	HINGOLI	86	1995	62	2862	54	867
6	NANDED	121	3863	43	3795	28	1196
7	OSMANABAD	55	1730	34	3360	43	1236
8	BULDHANA	3	416	53	2413	57	1598
9	WASHIM	3	370	49	1499	45	802
10	JALNA	20	1227	32	3684	44	2472
11	JALGAON	34	698	33	2273	24	1292
12	AHMEDNAGAR	4	455	35	2233	47	1368
13	PARBHANI	55	1134	16	2263	15	871
14	YAVATMAL	14	884	33	4179	32	1850
15	SANGLI	1	187	31	879	32	386
16	DHULE	8	1038	20	1447	34	1024
17	GONDIA	19	1026	14	979	26	490
18	NASHIK	4	491	23	1302	24	937
19	AKOLA	0	693	33	2882	17	938
20	KOLHAPUR	0	339	22	1058	15	360
21	NANDURBAR	3	90	18	1131	11	1062
22	WARDHA	0	354	10	1281	22	409
23	CHANDRAPUR	2	401	11	2065	11	1183
24	SINDHUDURG	0	13	5	75	14	61
25	GADCHIROLI	4	605	7	1810	5	1322
26	NAGPUR	1	521	4	830	9	279
27	SATARA	1	165	5	409	8	291
28	RATNAGIRI	2	40	6	199	5	186
29	SOLAPUR	1	716	4	1524	8	715
30	BHANDARA	1	563	7	1022	4	398
31	PALGHAR	0	810	0	1131	6	547
32	RAIGAD	0	219	2	654	2	419
33	PUNE	3	288	0	1012	0	633
34	THANE	0	377	0	249	0	240
	Total	811	29286	1054	66584	975	31990

प्रधानमंत्री आवास योजना ग्रामीण - Delayed Houses

